

## Research Article

# Power Allocation and Admission Control in Multiuser Relay Networks via Convex Programming: Centralized and Distributed Schemes

Khoa T. Phan,<sup>1</sup> Long Bao Le,<sup>2</sup> Sergiy A. Vorobyov,<sup>3</sup> and Tho Le-Ngoc<sup>4</sup>

<sup>1</sup> Department of Electrical Engineering, California Institute of Technology (Caltech), Pasadena, CA 91125, USA

<sup>2</sup> Department of Aeronautics and Astronautics, Massachusetts Institute of Technology, Cambridge, MA 02139, USA

<sup>3</sup> Department of Electrical and Computer Engineering, University of Alberta, Edmonton, AB, Canada T6G 2V4

<sup>4</sup> Department of Electrical and Computer Engineering, McGill University, Montreal, QC, Canada H3A 2A7

Correspondence should be addressed to Sergiy A. Vorobyov, svor@ieee.org

Received 27 November 2008; Accepted 6 March 2009

Recommended by Shuguang Cui

The power allocation problem for multiuser wireless networks is considered under the assumption of amplify-and-forward cooperative diversity. Specifically, optimal centralized and distributed power allocation strategies with and without minimum rate requirements are proposed. We make the following contributions. First, power allocation strategies are developed to maximize either (i) the minimum rate among all users or (ii) the weighted-sum of rates. These two strategies achieve different throughput and fairness tradeoffs which can be chosen by network operators depending on their offering services. Second, the distributed implementation of the weighted-sum of rates maximization-based power allocation is proposed. Third, we consider the case when the requesting users have minimum rate requirements, which may not be all satisfied due to the limited-power relays. Consequently, admission control is needed to select the number of users for further optimal power allocation. As such a joint optimal admission control and power allocation problem is combinatorially hard, a heuristic-based suboptimal algorithm with significantly reduced complexity and remarkably good performance is developed. Numerical results demonstrate the effectiveness of the proposed approaches and reveal interesting throughput-fairness tradeoff in resource allocation.

Copyright © 2009 Khoa T. Phan et al. This is an open access article distributed under the Creative Commons Attribution License, which permits unrestricted use, distribution, and reproduction in any medium, provided the original work is properly cited.

## 1. Introduction

Recently, a new form of diversity, namely, cooperative diversity, has been introduced to enhance the performance of wireless networks [1, 2]. It has been noticed that besides smart cooperative diversity protocol engineering, efficient radio resource management also has profound impacts on performance of wireless networks in general and relay networks in particular [3]. Consequently, there are numerous works on radio resource (such as time, power, and bandwidth) allocation to improve performance of relay networks (e.g., see [4–8] and references therein). However, a *single* user scenario is typically considered in these existing works which neglects and simplifies many important network-wide aspects of cooperative diversity.

In this paper, we consider a more general and practical network model, in which multiple sources and destination

pairs share radio resources from a set of relays. Note that a preliminary version of a portion of this work has been appeared in [9]. Although various relay models have been studied, the simple two-hop relay model has attracted extensive research attention [2–6, 10]. It is also assumed in this work. In particular, each relay is delegated to assist one or more users, especially when the number of relays is (much) smaller than the number of users. A typical example of such scenarios is the deployment of few relays in a cellular network for both uplink and downlink transmissions. In such scenarios, it is clear that the aforementioned resource allocation schemes for *single-user* relay network cannot be directly applied. Resource allocation in a multiuser system should provide a certain degree of fairness for different users. Depending on underlying wireless applications, one fairness criterion is more suitable than the others. Studying the tradeoff between fairness and network performance

(e.g., network throughput) for multiuser relay networks is an interesting but challenging problem, and thus, deserves more investigation.

This paper considers resource allocation problems for multiuser relay networks under two different scenarios. Particularly, we first consider applications in which users do not have minimum rate requirements. This scenario is applicable for wireless networks which offer best-effort services. Under the assumption that the channel state information (CSI) of wireless links is available, we derive optimal power allocation schemes to maximize either (i) the minimum rate of all users (max-min fairness); or (ii) the weighted-sum of rates (weighted-sum fairness). We show that the corresponding optimization problems are convex; therefore, their optimal power allocation solutions can be efficiently obtained using standard convex programming algorithms. Numerical results show that the max-min fairness provides a significant performance improvement for the worst user(s) at the cost of a loss in network throughput, while the weighted-sum fairness provides larger network throughput. In addition, by changing the weights of different users, we can differentiate users' throughput performance which would be useful in provisioning wireless networks with nonhomogeneous services. In general, these formulations provide different tradeoffs between the network throughput and fairness which can be chosen by network operators depending on their offering services.

Centralized implementation of power allocation schemes requires a central controller to collect CSI of all wireless links in order to find an optimal solution and distribute the solution to the corresponding wireless nodes. This would incur large communications overhead and render the power allocation problem difficult for online implementation. To resolve this problem, we propose distributed implementation for the power allocation which requires each user to collect CSI only from its immediate neighbors. Such distributed algorithm requires corresponding *pricing information* to be transferred from relays to destination nodes and requested power levels to be transferred in the reversed direction. An iterative algorithm, which implements this strategy, should converge to an optimal solution which must be the same as that obtained by centralized implementation. The proposed distributed algorithm can be used in infrastructureless wireless networks such as sensor and ad hoc networks.

In addition, we also consider applications in which users have minimum rate requirements to maintain their QoS guarantees. Such applications include networks which must provide QoS and/or real-time services such as voice and video. Due to limitation of power resource, minimum rate requirements for all users may not be satisfied simultaneously. This motivates the investigation of admission control where users are not automatically admitted into the network. Such the joint technique for another application to multiuser downlink beamforming and admission control has been first developed in [11]. In particular, we propose an algorithm to solve the joint admission control and power allocation problem. Such algorithm first aims at maximizing the number of users that can be admitted while meeting their minimum rate requirements. Then, optimal power

allocation is performed for the admitted users. We show that this 2-stage optimization problem can be equivalently reformulated as a single-stage problem which assists us in developing a heuristic-based approach to efficiently solve the underlying joint admission control and power allocation problem. Through numerical analysis, we observe that the power required by the heuristic algorithm is only slightly larger than that required by the optimal solution using exhaustive search. However, the complexity in terms of running time of the former is much lower than that of the latter. Since such heuristic-based approach uses convex optimization, the joint admission control and power allocation problem can be solved efficiently even for large networks.

Note that although this paper considers similar problems as in [12, 13], it is significantly different from [12, 13], especially in the system implementation and modeling. In terms of mathematical methods, the approach used in this paper is based on general convex optimization while that in [12, 13] was based on geometric programming. Specifically, it was assumed in [12, 13] that each user is relayed by *one* relay. This current research considers a more general scenario where one user is assisted by several relays and focuses on efficient power allocation to the relays. Moreover, while this work assumes that one source transmit power is independent of the others, sources were assumed to share their power resource in [12, 13]. Another new contribution in this paper is the development of a distributed power allocation algorithm. In addition, although the admission control concept is similar in both previous and current works, a new heuristic algorithm is derived by relaxing the binary variables, and user is dropped if it has largest gap between its achievable rate and target rate. In [13], no such binary relaxation was required and user was dropped because it required the most power.

The rest of this paper is organized as follows. In Section 2, a multiuser wireless relay model with multiple relays is presented. Two power allocation problems are discussed in Section 3, and their centralized implementation is developed. Section 4 presents a distributed algorithm to implement the power allocation scheme presented in Section 3. The optimal joint admission control and power allocation problem and its solution are presented in Section 5. Numerical results are given in Section 6, followed by the conclusion in Section 7.

## 2. System Model and Assumptions

Consider a multiuser relay network where  $M$  source nodes  $S_i$ ,  $i \in \{1, \dots, M\}$  transmit data to their corresponding destination nodes  $D_i$ ,  $i \in \{1, \dots, M\}$ . There are  $L$  relay nodes  $R_j$ ,  $j \in \{1, \dots, L\}$  which are employed to assist transmissions from source to destination nodes. The set of relays assisting the transmission of  $S_i$  is denoted by  $\mathcal{R}(S_i)$ . The set of sources using the  $R_j$  relay is denoted by  $\mathcal{S}(R_j)$ , that is,  $\mathcal{S}(R_j) = \{S_i \mid R_j \in \mathcal{R}(S_i)\}$ . In other words, one particular relay can forward data for several users. Amplify-and-forward (AF) cooperative diversity is assumed.

*Orthogonal transmissions* are used for simultaneous transmissions among different users by using different

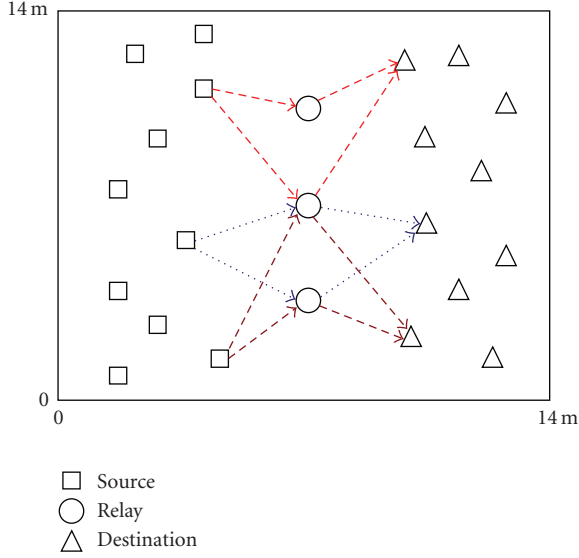


FIGURE 1: Multiuser wireless relay network.

channels, (e.g., different frequency bands) and time division multiplexing is employed by AF cooperative diversity for each user. One possible implementation for our considered network model is as follows. The available bandwidth is equally divided into as many bands as the number of users. Each user is allocated one frequency band and communication between each source and destination pair via relay nodes is carried out in a time multiplexing manner [2], that is, each source  $S_i$  transmits data to its chosen relays in the set  $\mathcal{R}(S_i)$  in the first stage and each relay amplifies and forwards its received signal to  $D_i$  in the second stage. Note that our approaches can still be used for other possible implementations as long as the assumption of orthogonal transmissions is satisfied.

The system model under investigation is illustrated in Figure 1. Note that this model is quite general, and it covers a large number of applications in different network settings. For example, this model can be applied to cellular wireless networks which use relays for uplink with one destination base station (BS) or downlink with one source BS and many destinations. The model can also be directly applied to multihop wireless networks such as sensor/ad hoc or wireless mesh networks. Moreover, in our model, each source can be assisted by one, several, or all available relays. Therefore, it captures most relay models considered in literature.

Let  $P_{S_i}$  denote the power transmitted by  $S_i$ . The power transmitted by the relay  $R_j \in \mathcal{R}(S_i)$  for assisting the source  $S_i$  is denoted by  $P_{R_j}^{S_i}$ . For simplicity, we present the signal model for link  $S_i$ - $D_i$  only. In the first time interval, source  $S_i$  broadcasts the signal  $x_i$  with unit energy to the relays  $R_j \in \mathcal{R}(S_i)$ . The received signal at relay  $R_j$  can be written as

$$r_{R_j}^{S_i} = \sqrt{P_{S_i}} a_{R_j}^{S_i} x_i + n_{R_j}, \quad R_j \in \mathcal{R}(S_i), \quad (1)$$

where  $a_{R_j}^{S_i}$  denotes the channel gain for link  $S_i$ - $R_j$ ,  $n_{R_j}$  is the additive circularly symmetric white Gaussian noise (AWGN)

at the relay  $R_j$  with variance  $N_{R_j}$ . The channel gain includes the effects of path loss, shadowing, and fading. In the second time interval, relay  $R_j$  amplifies its received signal and retransmits it to the destination node  $D_i$ . After some manipulations, the received signal at the destination node  $D_i$  can be written as

$$r_{R_j}^{D_i} = \sqrt{\frac{P_{R_j}^{S_i} P_{S_i}}{P_{S_i} |a_{R_j}^{S_i}|^2 + N_{R_j}}} a_{R_j}^{D_i} a_{R_j}^{S_i} x_i + \hat{n}_{D_i}, \quad R_j \in \mathcal{R}(S_i), \quad (2)$$

where  $a_{R_j}^{D_i}$  is the channel gain for link  $R_j$ - $D_i$ ,  $n_{D_i}$  is the AWGN at the destination node  $D_i$  with variance  $N_{D_i}$ ,  $\hat{n}_{D_i}$  is the modified AWGN noise at  $D_i$  with equivalent variance  $N_{D_i} + (P_{R_j}^{S_i} |a_{R_j}^{D_i}|^2 N_{R_j}) / (P_{S_i} |a_{R_j}^{S_i}|^2 + N_{R_j})$ . Assuming that maximum-ratio-combining is employed at the destination node  $D_i$ , the Signal-to-Noise Ratio (SNR) of the combined signal at the destination node  $D_i$  can be written as [2]

$$\gamma_i = \sum_{R_j \in \mathcal{R}(S_i)} \frac{P_{R_j}^{S_i}}{\alpha_{R_j}^{S_i} P_{R_j}^{S_i} + \beta_{R_j}^{S_i}}, \quad (3)$$

where

$$\alpha_{R_j}^{S_i} = \frac{N_{R_j}}{|a_{R_j}^{S_i}|^2 P_{S_i}}, \quad \beta_{R_j}^{S_i} = \frac{N_{D_i} N_{R_j}}{|a_{R_j}^{S_i}|^2 |a_{R_j}^{D_i}|^2 P_{S_i}} + \frac{N_{D_i}}{|a_{R_j}^{D_i}|^2}. \quad (4)$$

Note that we consider the case when the source-to-relay link is (much) better than the source-to-destination link, which is a typical outcome of a good relay selection by each source node. This is a practical assumption since source nodes are likely to use the closely located relays. The following lemma is in order.

**Lemma 1.** *The rate function of user  $S_i$  defined as  $r_i = \log(1 + \gamma_i)$  (b/s/Hz) is a concave increasing function of  $P_{R_j}^{S_i}$ ,  $R_j \in \mathcal{R}(S_i)$ .*

*Proof.* We start by rewriting  $\gamma_i$  as

$$\gamma_i = \sum_{R_j \in \mathcal{R}(S_i)} \left[ \frac{1}{\alpha_{R_j}^{S_i}} - \frac{\beta_{R_j}^{S_i}}{\alpha_{R_j}^{S_i}} \cdot \frac{1}{\alpha_{R_j}^{S_i} P_{R_j}^{S_i} + \beta_{R_j}^{S_i}} \right]. \quad (5)$$

It can be seen that  $\gamma_i$  is a concave increasing function of  $P_{R_j}^{S_i}$ . Furthermore, since the log function is concave increasing, and using the composition rule [14], it can be concluded that  $r_i$  is concave increasing as well, that is, by increasing the power allocated at the relays to user  $S_i$ , its rate  $r_i$  is increased. In addition, the maximum achievable rate  $r_i$  is equal to  $\log(1 + \sum_{R_j \in \mathcal{R}(S_i)} 1/\alpha_{R_j}^{S_i})$ . However, since  $r_i$  is concave increasing, the incremental increase of rate w.r.t.  $P_{R_j}^{S_i}$  is smaller for larger  $P_{R_j}^{S_i}$ .  $\square$

The convexity and monotonicity properties of  $r_i$  are extremely useful. While the former helps to exploit convex

programming, the latter provides some insights into optimization problems under consideration as will be shown shortly.

### 3. Power Allocation: Problem Formulations

In general, resource allocation in wireless networks should take into account the fairness among users. It is known that an attempt to maximize the sum rate of all users can significantly degrade the performance of the worst user(s). To balance fairness and throughput performance for all users, we consider two different optimization criteria for developing power allocation algorithms. The first criterion aims at maximizing minimum rate among all users. In essence, this criterion tries to make rates of all users as equal as possible. For the second criterion, users are given different weights, and power allocation is performed to maximize the weighted-sum of rates for all users. In this case, large weights can be allocated to users in unfavorable condition in order to prevent severe degradation of their performance. Moreover, this objective also captures the scenarios in which one needs to perform QoS differentiation for users. Then, the users of higher service priority can be allocated larger weights. For both aforementioned optimization criteria, we add constraints on the total maximum power that each relay can use to assist the corresponding users.

**3.1. Max-Min Rate Fairness-Based Power Allocation.** The power allocation problem under max-min rate fairness can be mathematically formulated as

$$\text{maximize}_{\{P_{R_j}^{S_i} \geq 0\}} \min_{S_i} r_i, \quad (6a)$$

$$\text{subject to: } \sum_{S_i \in \mathcal{S}(R_j)} P_{R_j}^{S_i} \leq P_{R_j}^{\max}, \quad j = 1, \dots, L, \quad (6b)$$

where  $P_{R_j}^{\max}$  is the maximum power available in relay  $R_j$ . The left-hand side of (6b) is the total power that relay  $R_j$  allocates to its assisted users which is constrained to be less than its maximum power budget. Instead of constraining the transmit power for a particular relay as in (6b), we can equivalently limit the sum of power transmitted by its relayed source nodes, or limit its received sum of power. This constraint is required to avoid overloading relays in the network.

Numerical results show that although this power allocation criterion results in a loss in network throughput, it helps to improve performance of the worst users. Therefore, this criterion is applicable for networks in which all users are (almost) equally important. This could be the case, for example, when all wireless users pay the same subscription fees, and thus, demand similar level of QoS. It can be seen that the set of linear inequality constraints with positive variables in the optimization problem (6a) and (6b) is compact and nonempty. Hence, the optimization problem (6a) and (6b) is always feasible. Moreover, since the objective function  $\min_{i=1, \dots, M} r_i$  is an increasing function of the allocated powers, the inequality constraints (6b) should be met with equality at optimality. Introducing a new variable  $t$ , the optimization

problem (6a) and (6b) can be equivalently rewritten in a standard form as

$$\text{minimize} \quad -t, \quad (7a)$$

$$\{P_{R_j}^{S_i} \geq 0, \quad t \geq 0\}$$

$$\text{subject to: } t - r_i \leq 0, \quad i = 1, \dots, M, \quad (7b)$$

$$\sum_{S_i \in \mathcal{S}(R_j)} P_{R_j}^{S_i} \leq P_{R_j}^{\max}, \quad j = 1, \dots, L. \quad (7c)$$

The objective function (7a) is linear, and thus, convex. The constraints (7b) are convex due to Lemma 1, while the constraints (7c) are linear, and thus, also convex. Therefore, the optimization problem (7a)–(7c) is convex. Moreover, at least one of the constraints (7b) must be met with equality at optimality. Otherwise,  $t$  can be increased, or equivalently,  $-t$  can be decreased, and thus, contradicting the optimality assumption. The convexity of the formulated power allocation problem is very useful to obtain its optimal solution by using any standard convex optimization algorithm such as interior-point algorithms [14]. In the special case when all users share the same set of relays, we have the following result.

**Proposition 1.** *Consider a special case when all users have the same set of relays (e.g., users are assisted by all relays). Then the rates of all users are equal at optimality.*

*Proof.* Suppose that there is at least one user achieving the rate strictly larger than the minimum rate at optimality. Without loss of generality, let  $\Omega$  be the set of users achieving minimum rate and suppose that user  $l$  has rate larger than that of any user  $i \in \Omega$  at optimality. Note that there exists at least one relay  $j$  which has nonzero allocated power  $P_{R_j}^{S_l} > 0$  at optimality. If we take an arbitrarily small amount of power  $\Delta P$  from  $P_{R_j}^{S_l}$  and allocate an amount of power equal to  $\Delta P/|\Omega|$  to each user  $i \in \Omega$ , where  $|\Omega|$  denotes the cardinality of set  $\Omega$ , then the resulting rate of user  $l$  is still larger than the minimum rate of all users while we can improve the minimum rates for all users in  $\Omega$ . This is a contradiction to the optimality condition. Hence, the proposition is proved.  $\square$

**3.2. Weighted-Sum of Rates Fairness-Based Power Allocation.** As discussed above, the max-min rate fairness-based power allocation tends to improve performance of the worst user at the cost of total network throughput degradation. The weighted-sum of rates maximization can potentially achieve certain fairness for different users by allocating large weights to users in unfavorable channel conditions while maintaining good network performance in general. Let  $w_i$  denote the allocated weight for user  $S_i$ , then the weighted-sum of rates based power allocation problem can be mathematically posed as

$$\text{maximize}_{\{P_{R_j}^{S_i} \geq 0\}} \sum_{i=1}^M w_i r_i, \quad (8a)$$

$$\text{subject to: } \sum_{S_i \in \mathcal{S}(R_j)} P_{R_j}^{S_i} \leq P_{R_j}^{\max}, \quad j = 1, \dots, L. \quad (8b)$$

In general, users of higher priority are given larger weights. Specifically, all users can be grouped into different classes and users in the same class are assigned same weight. It can be seen that the constraints (8b) must be met with equality at optimality. Otherwise, the allocated powers can be increased to improve the objective value, that contradicts the optimality assumption. In addition, it can be verified that the optimization problem (8a) and (8b) is convex; therefore, its optimal solution can be obtained by any standard convex optimization algorithm.

We conclude this section by noting that power allocation schemes based on other possible fairness criteria can also be considered. For instance, the proportional fairness criterion can be adopted. In terms of system-wide performance metric such as the network throughput, this criterion can ensure more fairness than the weighted-sum of rates, while achieving better performance than the max-min fairness in term of the network throughput [15]. It can be shown that the objective function to be maximized for the proportional fairness-based power allocation scheme is  $\prod_{i=1}^M r_i$ . Consequently, this objective function can be reformulated as a convex function using the log function. Due to space limitation, investigation of this scheme is not presented in this paper.

#### 4. Distributed Implementation for Power Allocation

To relax the need for centralized channel estimation and to implement online power allocation for multiuser relay networks, we propose a distributed algorithm for solving the problem (8a) and (8b). The distributed algorithm is developed based on the dual decomposition approach in convex optimization (see, e.g., [16, 17] and references therein). An application of this optimization technique for distributed routing can be also found in [18].

*4.1. Dual Decomposition Approach.* The main idea behind the dual decomposition approach is to decompose the original problem into independent subproblems that are coordinated by a higher-level master dual problem. Toward this end, we first write the Lagrangian function by relaxing the total power constraint for all relays as follows:

$$\mathcal{L}(\boldsymbol{\mu}, P_{R_j}^{S_i}) = \sum_{i=1}^M w_i r_i - \sum_{j=1}^L \mu_j \left( \sum_{S_i \in \mathcal{S}(R_j)} P_{R_j}^{S_i} - P_{R_j}^{\max} \right), \quad (9)$$

where  $\boldsymbol{\mu} = \mu_j \geq 0$ ,  $j = 1, \dots, L$  are the Lagrange multipliers corresponding to the  $L$  linear constraints on the maximum powers available in relay nodes. Using the fact that

$$\sum_{j=1}^L \mu_j \sum_{S_i \in \mathcal{S}(R_j)} P_{R_j}^{S_i} = \sum_{i=1}^M \sum_{R_j \in \mathcal{R}(S_i)} \mu_j P_{R_j}^{S_i}, \quad (10)$$

the Lagrangian in (9) can be rewritten as

$$\mathcal{L}(\boldsymbol{\mu}, P_{R_j}^{S_i}) = \sum_{i=1}^M \left[ w_i r_i - \sum_{R_j \in \mathcal{R}(S_i)} \mu_j P_{R_j}^{S_i} \right] + \sum_{j=1}^L \mu_j P_{R_j}^{\max}. \quad (11)$$

Then, the corresponding dual function of the Lagrangian can be written as

$$g(\boldsymbol{\mu}) = \max_{P_{R_j}^{S_i} \geq 0} \mathcal{L}(\boldsymbol{\mu}, P_{R_j}^{S_i}). \quad (12)$$

Since the original optimization is convex and strong duality holds, the solution of the underlying optimization problem can be obtained by solving the corresponding dual problem

$$\text{minimize} \quad g(\boldsymbol{\mu}), \quad (13a)$$

$$\text{subject to: } \mu_j \geq 0, \quad j = 1, \dots, L. \quad (13b)$$

The dual function in (12) can be found by solving the following  $M$  separate subproblems, which correspond to  $M$  different users,

$$\text{maximize } \mathcal{L}_i(\boldsymbol{\mu}, P_{R_j}^{S_i}) = w_i r_i - \sum_{R_j \in \mathcal{R}(S_i)} \mu_j P_{R_j}^{S_i}, \quad (14a)$$

$$\text{subject to: } P_{R_j}^{S_i} \geq 0, \quad R_j \in \mathcal{R}(S_i), \quad (14b)$$

where  $\mathcal{L}_i(\boldsymbol{\mu}, P_{R_j}^{S_i})$  corresponds to the  $i$ th component of the Lagrangian. Let  $\mathcal{L}_i^*(\boldsymbol{\mu})$  be the optimal value of  $\mathcal{L}_i(\boldsymbol{\mu}, P_{R_j}^{S_i})$  found by solving (14a) and (14b), then, the dual problem in (13a) and (13b) can be rewritten as

$$\text{minimize} \quad g(\boldsymbol{\mu}) = \sum_{i=1}^M \mathcal{L}_i^*(\boldsymbol{\mu}) + \sum_{j=1}^L \mu_j P_{R_j}^{\max}, \quad (15a)$$

$$\text{subject to: } \mu_j \geq 0, \quad j = 1, \dots, L. \quad (15b)$$

The distributed power allocation algorithm is developed by iteratively and sequentially solving the problems (14a) and (14b) and (15a) and (15b). This algorithm is known as a primal-dual algorithm in optimization theory [14]. The Lagrange multiplier  $\mu_j \geq 0$  represents the pricing coefficient for each unit power at relay  $j$ . Therefore,  $\mu_j P_{R_j}^{S_i}$  can be seen as the price which user  $S_i$  must pay for using power  $P_{R_j}^{S_i}$  at each relay  $R_j \in \mathcal{R}(S_i)$ . Then, the optimization problem (14a) and (14b) as a whole can be seen as an attempt of user  $S_i$  to maximize its rate minus the total price that it has to pay given the price coefficients at relays. Moreover, the weight  $w_i$  can be seen as a ‘‘gain’’ coefficient for each unit rate for user  $S_i$ .

*4.2. Implementation.* The master dual problem is solved in a distributed fashion with assistance of all relay. Specifically, each relay  $R_j$  first broadcasts its initial ‘‘price’’ value, that is, Lagrange multipliers  $\mu_j$ ,  $j = 1, \dots, M$ . These price values are used by the receivers to compute the optimal power levels that the relays should allocate to that particular user. The optimal power values are then sent back to the relays, so as to yield the next value of the Lagrange multipliers  $\mu_j$ ,  $j = 1, \dots, M$ . This procedure is repeated until the solution converges to the optimal one.

Since the dual function  $g(\boldsymbol{\mu})$  is differentiable, the master dual problem (13a) and (13b) can be solved by using the gradient method. The dual decomposition presented in (14a)

and (14b) allows each user  $S_i$  to find optimal allocated power  $R_j \in \mathcal{R}(S_i)$  for given  $\mu_j$  as

$$P_{R_j}^{S_i}(\boldsymbol{\mu})|_{\text{opt}} = \arg \max \left\{ w_i r_i - \sum_{R_j \in \mathcal{R}(S_i)} \mu_j P_{R_j}^{S_i} \right\}, \quad (16)$$

which is unique due to the strict concavity.

Using the fact that  $g(\boldsymbol{\mu})$  is differentiable, the following iterative gradient method can be used to update the dual variables  $\mu_j$ ,  $j = 1, \dots, M$

$$\mu_j(t+1) = \left[ \mu_j(t) - \zeta \left( P_{R_j}^{\max} - \sum_{S_i \in \mathcal{S}(R_j)} P_{R_j}^{S_i}(\boldsymbol{\mu}(t))|_{\text{opt}} \right) \right]^+, \quad (17)$$

where  $t$  is the iteration index,  $\zeta$  is the sufficiently small positive step size, and  $[\cdot]^+$  denotes the projection onto the feasible set of nonnegative numbers. The dual variables  $\mu_j(t)$ ,  $j = 1, \dots, M$  will converge to the dual optimal  $\mu_{\text{opt}}$  as  $t \rightarrow \infty$ , and the primal variable  $P_{R_j}^{S_i}(\boldsymbol{\mu}(t))|_{\text{opt}}$  will also converge to the primal optimal variable  $P_{R_j}^{S_i}(\boldsymbol{\mu}_{\text{opt}})|_{\text{opt}}$ . Updating  $\mu_j(t)$  based on (17) can be interpreted as the relay  $R_j$  updates its price depending on the requested levels from its users. The price is increased when the total requested power resource from users is larger than its maximum limit. Otherwise, the price is decreased. This so-called “price-based” allocation is very popular in wired networks to control congestion, that is, rate control for Internet [19]. We summarize the distributed power allocation algorithm as follows.

*Distributed Power Allocation Algorithm.*

- (i) *Parameters:* The receiver of each user estimates/collects its weighted coefficient  $w_i$  and channel gains of its transmitter-relay and relay-receiver links.
- (ii) *Initialization:* Set  $t = 0$  and initialize  $\mu_j(0)$  for each relay  $j$  equal to some nonnegative value and broadcast this value.
- (iii) *Step 1.* The receiver of user  $S_i$  solves its problem (16) and then sends the solution  $P_{R_j}^{S_i}(\boldsymbol{\mu}(t))|_{\text{opt}}$  to its relays.
- (iv) *Step 2.* Each relay  $R_j$  receives the requested power levels and updates its prices with the gradient iteration (17) using the information received from the receivers of its assisted users. Then, it broadcasts the new value  $\mu_j(t+1)$ ,  $j = 1, \dots, M$ .
- (v) *Step 3.* Set  $t = t + 1$  and go to Step 1 until satisfying the stopping criterion.

The convergence proof of the general primal-dual algorithm can be found in [16, 17]. This algorithm requires message exchange only between relays and their assisted receivers. These message exchanges are performed using single-hop communications. Therefore, the total overhead would be the overhead involved in one message exchange

operation multiplied by the number of iterations. Moreover, after optimal solution is first reached, the algorithm needs very few iterations to reach its new optimal solution which can be changed due to small changes in channel gains and users’s partnership (i.e., a set of relays which help each user may slightly change due to users’ mobility). In contrast, a centralized algorithm would require the full knowledge of all channel gains, relay power limits, and users’ partnership information at a central controller before calculating an optimal solution which is then forwarded to each user for implementation. These information exchanges need to be performed over multihop transmissions, and it has to be done frequently due to frequent changes in wireless channel and system parameters. Considering these factors, our proposed distributed algorithm is clearly significantly better than the centralized algorithm in terms of the data overhead. The stopping criterion for the proposed algorithm is that the difference of congestion prices and/or allocated relay power in two consecutive iteration must be smaller than a predetermined value (e.g.,  $10^{-6}$ ).

## 5. Joint Admission Control and Power Allocation

As noticed before, if users have minimum rate requirements, an admission control mechanism should be employed to determine which users to be admitted into the network due to limited power resources at relays. Then, radio resources are allocated to admitted users in order to ensure that each admitted user achieves the required QoS performance. This scenario is important for real-time/multimedia applications.

### 5.1. Power Minimization-Based Allocation for Relay Networks.

Consider a resource allocation problem which aims at minimizing the total relay power. In addition, each user has a minimum rate requirement. For the above described wireless systems with multiple users and multiple relays, the problem of minimizing the transmit power given the constraints on minimum rates for users can be mathematically posed as

$$\underset{\{P_{R_j}^{S_i} \geq 0\}}{\text{minimize}} \quad \sum_{j=1}^L \sum_{S_i \in \mathcal{S}(R_j)} P_{R_j}^{S_i}, \quad (18a)$$

$$\text{subject to:} \quad r_i \geq r_i^{\min}, \quad i = 1, \dots, M, \quad (18b)$$

$$\sum_{S_i \in \mathcal{S}(R_j)} P_{R_j}^{S_i} \leq P_{R_j}^{\max}, \quad j = 1, \dots, L, \quad (18c)$$

where  $r_i^{\min}$  denotes the minimum rate requirement for user  $S_i$ . There are instances in which the optimization problem (18a)–(18c) becomes infeasible. A practical implication of the infeasibility is that it is impossible to serve all  $M$  users at their desired QoS requirements. In QoS-supported systems, some users can be dropped or the rate targets can be relaxed as a consequence. We investigate the former scenario and try to maximize the number of users that can be admitted at their minimum rate requirements.

**5.2. Joint Admission Control and Power Allocation.** The joint admission control and power allocation problem can be mathematically posed as a two-stage optimization problem [11]. All possible sets of admitted users  $S_0, S_1, \dots$  with possibly maximal cardinality (can be only one or several sets) are found in the first admission control stage, while the optimal set of admitted users  $S_k$  is the one among the sets  $S_0, S_1, \dots$  which requires minimum transmit power in the second power allocation stage. Once the candidate sets of admitted users are determined, the power allocation problem can be shown to be a convex programming problem. However, the admission control problem is combinatorially hard, which introduces high complexity for practical implementation. Therefore, a low-complexity solution approach for the joint admission control and power allocation problem is highly desirable.

**5.3. Reformulation of Joint Admission Control and Power Allocation Problem.** The admission control problem can be mathematically written as

$$\underset{\{s_i \in \{0,1\}, P_{R_j}^{s_i} \geq 0\}}{\text{maximize}} \quad \sum_{i=1}^M s_i, \quad (19a)$$

$$\text{subject to:} \quad r_i \geq r_i^{\min} s_i, \quad i = 1, \dots, M, \quad (19b)$$

$$\sum_{S_i \in \mathcal{S}(R_j)} P_{R_j}^{S_i} \leq P_{R_j}^{\max}, \quad j = 1, \dots, L, \quad (19c)$$

where  $s_i, i = 1, \dots, M$  denotes the indicator function for user  $S_i$ , that is,  $s_i = 0$  corresponds to the situation when user  $S_i$  is not admitted, while  $s_i = 1$  means that user  $S_i$  is admitted. Note that the constraint (19b) is automatically satisfied for the users who are not admitted. The indicator variables help to represent the admission control problem in a more compact form. However, the combinatorial nature of the admission control problem still remains due to the binary variables  $s_i$ .

Following the conversion steps similar to those used in [11, 13], the joint admission control and power allocation problem can be converted to the following one-stage optimization problem:

$$\underset{\{s_i \in \{0,1\}, P_{R_j}^{s_i} \geq 0\}}{\text{maximize}} \quad \epsilon \sum_{i=1}^M s_i - (1 - \epsilon) \sum_{j=1}^L \sum_{S_i \in \mathcal{S}(R_j)} P_{R_j}^{S_i}, \quad (20a)$$

$$\text{subject to:} \quad \text{The constraints (19b), (19c),} \quad (20b)$$

where  $\epsilon$  is some constant which is chosen such that  $(\sum_j P_{R_j}^{\max}) / (\sum_j P_{R_j}^{\max} + 1) < \epsilon < 1$ .

The problem (20a) and (20b) is a compact mathematical formulation of the joint optimal admission control and power allocation problem. Moreover, it is always feasible since in the worst case no users are admitted, that is,  $s_i = 0$ , for all  $i = 1, \dots, M$ .

Although the original optimization problem (20a) and (20b) is NP-hard, its relaxation for which  $s_i, i = 1, \dots, M$  are allowed to be continuous can be shown to be a convex programming problem by using Lemma 1. In the following subsection, we propose a reduced-complexity heuristic

algorithm to perform joint admission control and power allocation. Albeit theoretically suboptimal, the heuristic algorithm performance very close to the optimal solution for most testing instances summarized in the next section.

**5.4. Proposed Algorithm.** The following heuristic algorithm, which has some similarities to the one in [11], can be used to solve (20a) and (20b).

*Joint Admission Control and Power Allocation Algorithm.*

- (i) *Step 1.* Set  $S := \{S_i \mid i = 1, \dots, M\}$ .
- (ii) *Step 2.* Solve convex problem (20a) and (20b) for the sources in  $S$  with  $s_i$  being relaxed to be continuous in the interval  $[0, 1]$ . Denote the resulting power allocation values as  $P_{R_j}^{S_i^*}, j = 1, \dots, M$ .
- (iii) *Step 3.* For each  $S_i \in S$ , check whether

$$r_i^* \geq r_i^{\min}, \quad \forall S_i \in S. \quad (21)$$

If this is the case, then stop and  $P_{R_j}^{S_i^*}$  are power allocation values. Otherwise, remove the user  $S_i$  with largest gap to its target  $r_i^{\min}$ , that is,

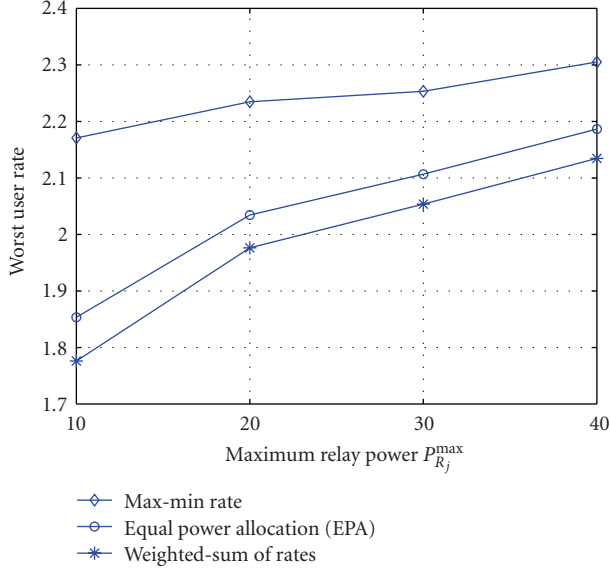
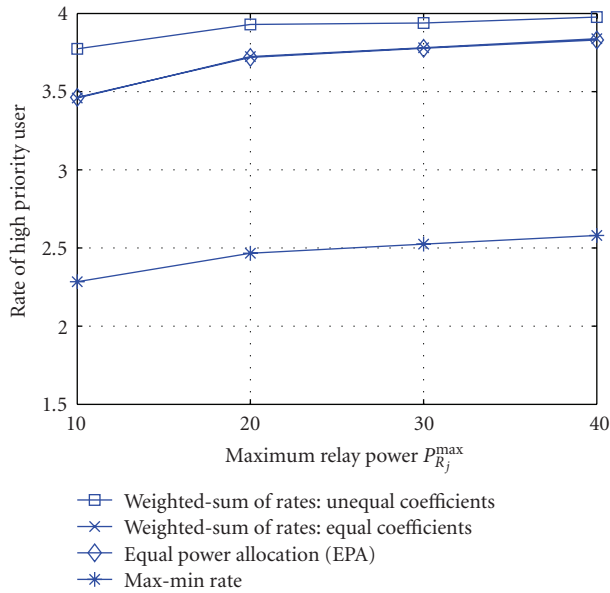
$$S_i = \arg \min_{S_i \in S} \{r_i^* - r_i^{\min} < 0\}, \quad (22)$$

from the set  $S$  and go to Step 2.

It can be seen that after each iteration, either the set of admitted users and the corresponding power allocation levels are determined or one user is removed from the list of most possibly admitted users. Since there are  $M$  initial users, the complexity is bounded above by that of solving  $M$  convex optimization problems with different dimensions, where the dimension of the problem depends on the iteration. It is worth mentioning that the proposed reduced-complexity algorithm always returns one solution.

## 6. Numerical Results

Consider a wireless relay network as shown in Figure 1 with ten users and three relays distributed in a two-dimensional region of a size  $14 \text{ m} \times 14 \text{ m}$ . The relays are fixed at coordinates  $(10, 7)$ ,  $(10, 10)$ , and  $(10, 12)$ . The source and destination nodes are deployed randomly in the area inside the box areas  $[(0, 0), (7, 14)]$  and  $[(12, 0), (14, 14)]$ , respectively. In our simulation, each user is assisted by two relays. The noise power is taken to be equal to  $N_0 = 10^{-5}$ . All users and relays are assumed to have the same minimum rate  $r^{\min}$  and maximum transmit power  $P_{R_j}^{\max}$ . The unit for the power is Watt (W) in our simulation. To evaluate the efficiency of the proposed algorithm for the joint admission control and power allocation, the performance of the optimal algorithm by searching all possible user combinations is used as a benchmark. We also adopt a convenient and informative way proposed in [11] to represent the results. The CVX software package [20] is used for solving convex programs in our simulations.

FIGURE 2: Worst user rate versus  $P_{R_j}^{\max}$ .FIGURE 3: Rate of high-priority users versus  $P_{R_j}^{\max}$ .

**6.1. Numerical Results for Power Allocation Problem.** In this subsection, the locations of the source and destination nodes are fixed and the source nodes transmit power  $P_{S_i}$ ,  $i = 1, \dots, M$  are chosen to be 1. The channel gain for each transmission link is affected by the path loss and Rayleigh fading. The path loss component is  $a = [1/d]^2$ , where  $d$  is the Euclidean distance between two transmission ends, while the variance of the Rayleigh fading equals to 1 in our simulations. Instantaneous channel fading gains are assumed to be known and not varied during the time required to compute the solutions, that is, it is assumed that the algorithms can provide their solutions faster than the time variation of the channel fading. The results are averaged over 800 channel instances.

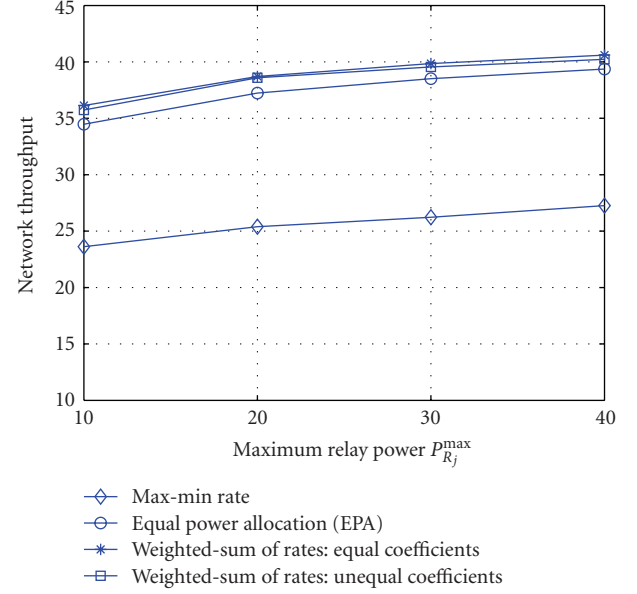
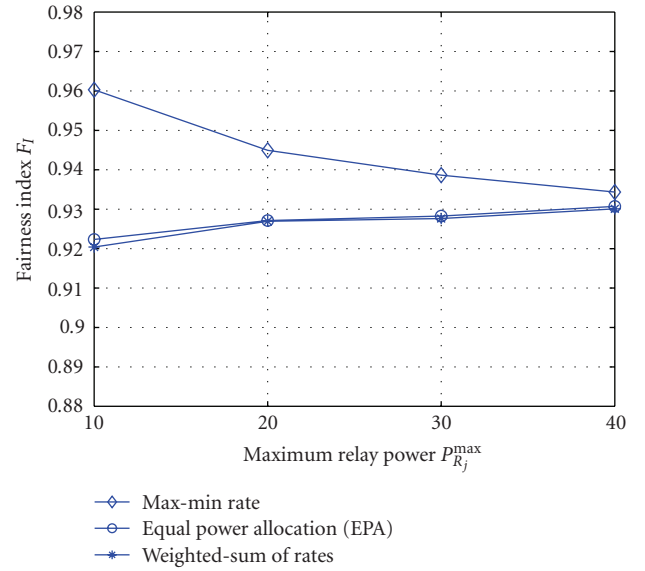
FIGURE 4: Network throughput versus  $P_{R_j}^{\max}$ .FIGURE 5: Fairness index versus  $P_{R_j}^{\max}$ .

Figure 2 shows the data rate of the worst user(s) versus relay maximum transmit power  $P_{R_j}^{\max}$  for the proposed allocation schemes: max-min rate fairness and weighted-sum of rates fairness with equal weight coefficients. The equal power allocation (EPA) scheme in which each relay distributes power equally among all relayed sources is included as reference. It can be observed that the worst user obtains the best rate under the max-min fairness scheme and the worst rate under the weighted-sum fairness scheme with equal weight coefficients. Over the wide range of maximum relay power, the best rate offered by the max-min fairness scheme has much smaller variation (about 0.12 b/s/Hz) than the worst rate achieved by the weighted-sum of rates scheme



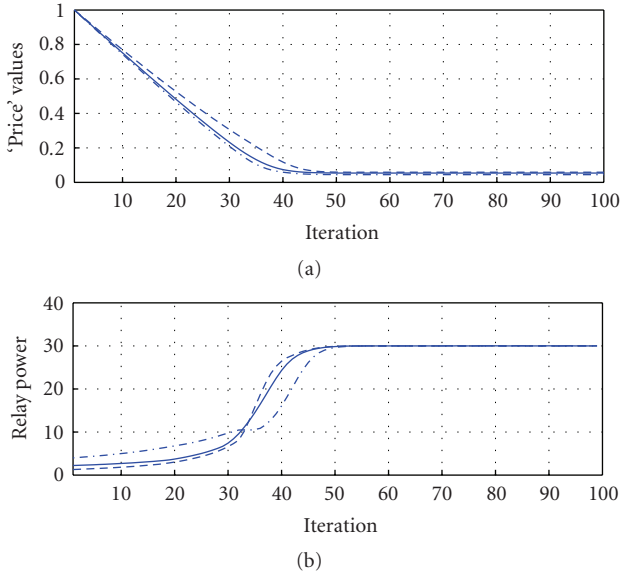


FIGURE 6: Evolution of “price” values and power allocated at each relay.

(with variation of about 0.35 b/s/Hz). In other words, as expected, the weighted-sum of rates maximization based power allocation scheme can introduce unfairness in terms of the achievable rate of the worst user, especially when relays have low-power limits. Moreover, it can be seen that with large power available at the relays, that is, larger  $P_{R_j}^{\max}$ , all three schemes provide better performance for the worst users, and thus, for all users.

In our second example, we show that by proper weight setting, the weighted-sum of rates maximization based power allocation scheme provides the flexibility required to support users with differentiated service requirements. Particularly, we suppose that users 1 and 2 have higher priority than other users, and set the corresponding weights as  $w_1 = w_2 = 5$ ,  $w_3 = \dots = w_{10} = 1$  in the optimization problem (8a) and (8b). Figure 3 displays the resulting rate of the high-priority users. We observe that users 1 and 2 have indistinguishable performance, so only one curve for each scheme is plotted. The results obtained by EPA and by weighted-sum of rates maximization with equal weight coefficients are also plotted in the same figure for reference. Over the wide range of the relay power limits, the weighted-sum of rates maximization scheme outperforms the EPA. The performance of the EPA is quite close to that of the weighted-sum of rates maximization with *equal* weight coefficients. On the other hand, the weighted-sum of rates maximization with *unequal* weight coefficients provides noticeable rate enhancement to the high-priority users as compared to other users, especially when the relays have severe power limitation, for example, a rate gain of about 0.2 b/s/Hz when  $P_{R_j}^{\max} = 10$ . Both Figures 2 and 3 indicate that the performance difference between different algorithms becomes smaller for larger relay power limits. In other words, this reveals an interesting property that when the relays have more (or unlimited) available power, different (relay) power

allocation strategies have much less impact on the user rate performance, which is limited by the source transmit power in this case.

Figure 4 shows the network throughput for the aforementioned power allocation schemes. It can be seen that there is a significant loss in the network throughput for the max-min rate fairness-based power allocation scheme, since the objective is to improve the performance of the worst users. This confirms that achieving the max-min fairness among users results in a performance loss for the whole system. It can be also seen that the weighted-sum of rates fairness-based scheme results in maximum throughput. Moreover, the rate gain of the weighted-sum of rates scheme over the EPA scheme is about 1.8 b/s/Hz over the range of the relay power limits. This gain comes at the cost of higher complexity in system implementation to optimize the power levels. The weighted-sum of rates based scheme with unequal weights achieves slightly worse performance as compared to its counterpart with equal weights while providing better performance for the high priority users, that is, users 1 and 2 in Figure 3.

In the next example, we study the fairness behavior by showing the fairness index which is calculated as  $F_I = (\sum_{i=1}^M r_i)^2 / (M \sum_{i=1}^M r_i^2)$  [21] for different power allocation schemes. Specifically, we plot the fairness index versus  $P_{R_j}^{\max}$  in Figure 5. The fairness index is closer to 1 when the power allocation, or equivalently rate allocation, becomes fairer. Clearly, the max-min fairness scheme achieves the best fairness for all the users, and the weight-sum of rates fairness scheme is least fair. It is implied from Figures 2, 3, 4, and 5 that our proposed approaches equip network operators with different design options each of which presents a different tradeoff between throughput and fairness for the users.

Figures 6 and 7 show the evolution of different parameters of the proposed distributed algorithm for a specific channel realization. Particularly, Figure 6 shows the evolution of the price values  $\mu_j$ ,  $j = 1, 2, 3$  and the power at each relay. Figure 7 displays the rates for all ten users and the sum rate of all users. The update parameter  $\zeta$  is set to 0.001. With such choice of parameter, we can see that after about 50 updates, the algorithm converges to the optimal solution obtained by solving the optimization problem centrally.

**6.2. Results for Joint Admission Control-Power Allocation.** In this subsection, QoS requirements for users will be presented in minimum rate and/or the corresponding minimum SNR (there is one-to-one mapping between these two quantities). Figure 8 displays the power required at the relays for all users to achieve a minimum  $\gamma^{\min}$  when  $P_S = 10$ . To obtain this figure, we solve the optimization problem (18a)–(18c) without the constraint (18c) and plot the optimal values of the objective function (18a), the minimum, and the maximum powers. It can be seen that to satisfy users with higher SNR requirements, that is, better QoS, more power is required. Moreover, Figure 8 shows that when admission control is needed in limited power systems. For example, when the total power available at the relays is constrained to be less than some value, let us say 30, we cannot meet

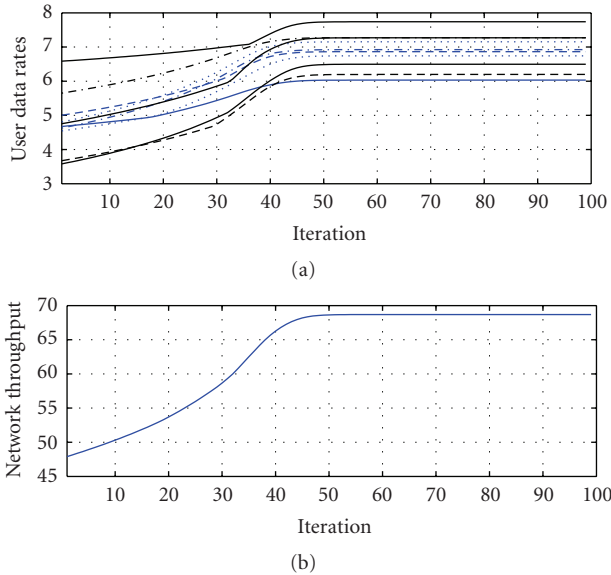


FIGURE 7: Evolution of data rate for each user and user sum rate.

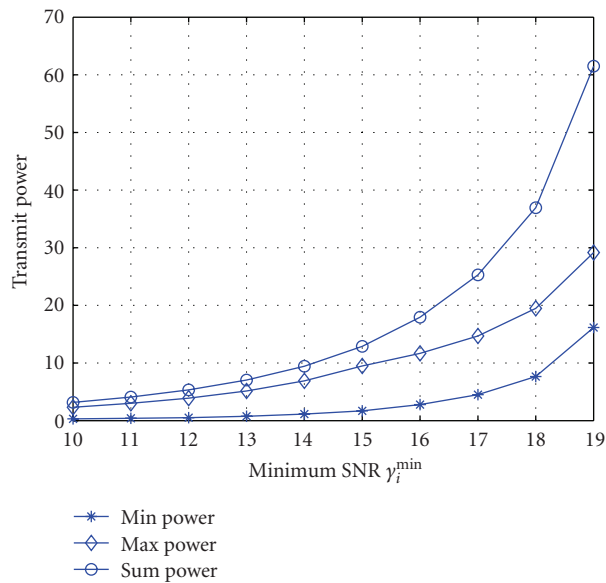


FIGURE 8: Required relay power.

the SNR target  $\gamma_i^{\min} \geq 18$  dB for all users. In such a case, admission control is necessary to drop some users.

In this simulation example, we investigate the performance of the proposed joint admission control and power allocation algorithm with  $P_{S_i} = 1$  and different minimum SNR/rate requirements as shown in Tables 1 and 2 for  $P_{R_j}^{\max} \in \{10, 20\}$ . It is assumed that the channel gain is due to the path loss only and the locations of the source and destination nodes are fixed. Different values of  $\gamma_i^{\min}/r_i^{\min}$  have been used. For reference, we also consider the *optimal* admission control and power allocation scheme using exhaustive search over all feasible user subsets. A *feasible* user subset contains the *maximum* possible number of users and is selected as the *optimum* user subset if it requires the *smallest* transmit power. The

TABLE 1: Simulation cases and results with  $P_{S_i} = 1$ ,  $P_{R_j}^{\max} = 10$  (running time in seconds).

	Optimum allocation	Proposed algorithm
SNR/rate	12 dB/4.0746 b/s/Hz	12 dB/4.0746 b/s/Hz
# users served	9	9
Users served	1, 2, 3, 4, 6, 7, 8, 9, 10	1, 2, 3, 4, 6, 7, 8, 9, 10
Transmit power	20.3619	20.4446
Running time	18.72	5.39
SNR/rate	13 dB/4.3891 b/s/Hz	13 dB/4.3891 b/s/Hz
# users served	6	6
Users served	1, 2, 7, 8, 9, 10	1, 2, 7, 8, 9, 10
Transmit power	22.9531	23.0342
Users served	2, 3, 7, 8, 9, 10	—
Transmit power	23.7717	—
Running time	458.07	9.60
SNR/rate	14 dB/4.7070 b/s/Hz	14 dB/4.7070 b/s/Hz
# users served	4	4
Users served	7, 8, 9, 10	7, 8, 9, 10
Transmit power	25.6046	25.6195
Running time	850.28	11.78
SNR/rate	15 dB/5.0278 b/s/Hz	15 dB/5.0278 b/s/Hz
# users served	2	2
Users served	8, 10	8, 10
Transmit power	7.5310	7.5320
Running time	930.11	12.92
SNR/rate	16 dB/5.3509 b/s/Hz	16 dB/5.3509 b/s/Hz
# users served	1	1
Users served	8	8
Transmit power	9.8002	9.8025
Running time	931.11	13.15

simulation parameters and the performance results for the *optimal* admission control and power allocation scheme, and the proposed heuristic scheme are recorded in the columns “optimum allocation” and “proposed algorithm”, respectively. Note that the running time is measured in seconds. It can be seen that the proposed algorithm determines exactly the optimal number of admitted users in all cases except when  $P_{R_j}^{\max} = 20$ ,  $\gamma_i^{\min} = 13$  dB. The transmit power required by our proposed algorithm is just marginally larger than that required by the optimal admission control and power allocation based on exhaustive search. However, the running time for the proposed algorithm is dramatically smaller than that required by the optimal one. This makes the proposed approach attractive for practical implementation. As expected, when  $\gamma_i^{\min}$  increases, a smaller number of users is admitted with a fixed amount of power. For example, when  $P_{R_j}^{\max} = 10$ , nine users and four users are admitted with SNR  $\gamma_i^{\min} = 12$  dB and 14 dB, respectively. Similarly, when the relays have more available power, a larger number of users are likely to be admitted for a given  $\gamma_i^{\min}$  threshold. For instance, when  $\gamma_i^{\min} = 13$  dB, eight and six users are admitted with  $P_{R_j}^{\max} = 20$  and 10, respectively.

TABLE 2: Simulation cases and results with  $P_{S_i} = 1$ ,  $P_{R_j}^{\max} = 20$ .

	Optimum allocation	Proposed algorithm
SNR/rate	13 dB/4.3891 b/s/Hz	13 dB/4.3891 b/s/Hz
# users served	8	8
Users served	1, 2, 3, 4, 7, 8, 9, 10	1, 2, 4, 6, 7, 8, 9, 10
Transmit power	47.8044	53.0789
Users served	1, 2, 4, 6, 7, 8, 9, 10	—
Transmit power	52.9265	—
Users served	2, 3, 4, 6, 7, 8, 9, 10	—
Transmit power	53.8572	—
SNR/rate	14 dB/4.707 b/s/Hz	14 dB/4.707 b/s/Hz
# users served	5	5
Users served	2, 7, 8, 9, 10	2, 7, 8, 9, 10
Transmit power	45.1756	45.2087
SNR/rate	15 dB/5.0278 b/s/Hz	15 dB/5.0278 b/s/Hz
# users served	2	2
Users served	8, 10	8, 10
Transmit power	7.5310	7.5818

TABLE 3: Performance comparison with  $P_{S_i} = 1$ ,  $P_{R_j}^{\max} = 10$  (20 runs).

SNR/rate	12 dB/4.0746 b/s/Hz	13 dB/4.3891 b/s/Hz
INFO 1	0	0
INFO 2	20	20
INFO 3	19	18
INFO 4	1.23%	1.31%
INFO 5	≈38	≈50

In the last example, we provide a comparative investigation on the performance of our proposed algorithm and the optimal algorithm. Due to a long running time required to obtain intensive results for the optimal algorithm based on the exhaustive search, only 20 different sets of data for each  $\gamma_i^{\min}/r_i^{\min}$  are tested. Each set of data has different locations for source and destination nodes which are generated randomly. All other parameters remain the same, for example,  $P_{R_j}^{\max} = 10$ ,  $P_{S_i} = 1$ , and the SNR thresholds  $\gamma_i^{\min} \in \{12 \text{ dB}, 13 \text{ dB}\}$ ,  $i = 1, \dots, 10$ . The results are shown in Table 3 in terms of the following comparison metrics: (INFO 1) is the number of simulation runs in which the proposed algorithm provides *different number of admitted users* as compared to the optimum allocation using exhaustive search; (INFO 2) is the number of simulation runs in which the algorithms provide the *same number of admitted users* as the optimum algorithm; (INFO 3) is the number of cases in which both algorithms provide the *same set of admitted users*; (INFO 4) and (INFO 5) show, respectively, the *average increase percentage in the required power* and the *average improvement ratio in running time* offered by the proposed algorithm as compared to the optimum allocation using exhaustive search. We can see that the proposed algorithm performs remarkably well with dramatically smaller running time as compared to

the optimal algorithm, while the performance loss in the required power is acceptable.

## 7. Conclusion

In this paper, two power allocation schemes have been proposed for wireless multiuser relay networks based on amplify-and-forward cooperative diversity to maximize either the minimum rate among all users or the weighted-sum of rates. The proposed approaches make use of a computationally efficient convex programming. The distributed algorithm for the weighted-sum of rates maximization based power allocation has been also developed by using the dual decomposition approach. Numerical results demonstrate the effectiveness of the proposed methods and reveal interesting tradeoff between throughput and fairness for different power allocation schemes. Moreover, the joint admission control and power control algorithm for the scenario in which users have minimum rate requirements which aims at minimizing total relay power has been developed. Because the underlying problem is nonconvex and combinatorially hard, the suboptimal algorithm which achieves excellent admission control performance while requiring moderate computational cost is proposed. However, whether distributed joint admission control and power allocation is possible remains an interesting open research problem.

## Acknowledgments

The first author is grateful to D. S. Michalopoulos from the Aristotle University of Thessaloniki, Greece for discussions on the subject. This work was supported by the Natural Sciences and Engineering Research Council (NSERC) of Canada, and the Alberta Ingenuity Foundation, AB, Canada.

## References

- [1] R. Knopp and P. A. Humblet, "Information capacity and power control in single-cell multiuser communications," in *Proceedings of the IEEE International Conference on Communications (ICC '95)*, vol. 1, pp. 331–335, Seattle, Wash, USA, June 1995.
- [2] J. N. Laneman, D. N. C. Tse, and G. W. Wornell, "Cooperative diversity in wireless networks: efficient protocols and outage behavior," *IEEE Transactions on Information Theory*, vol. 50, no. 12, pp. 3062–3080, 2004.
- [3] L. Le and E. Hossain, "Multihop cellular networks: potential gains, research challenges, and a resource allocation framework," *IEEE Communications Magazine*, vol. 45, no. 9, pp. 66–73, 2007.
- [4] Y. Li, B. Vucetic, Z. Zhou, and M. Dohler, "Distributed adaptive power allocation for wireless relay networks," *IEEE Transactions on Wireless Communications*, vol. 6, no. 3, pp. 948–958, 2007.
- [5] I. Maric and R. D. Yates, "Bandwidth and power allocation for cooperative strategies in Gaussian relay networks," in *Proceedings of the 38th Asilomar Conference on Signals, Systems and Computers*, vol. 2, pp. 1907–1911, Pacific Grove, Calif, USA, November 2004.

- [6] J. Tang and X. Zhang, "Cross-layer resource allocation over wireless relay networks for quality of service provisioning," *IEEE Journal on Selected Areas in Communications*, vol. 25, no. 4, pp. 645–655, 2007.
- [7] D. S. Michalopoulos and G. K. Karagiannidis, "PHY-layer fairness in amplify and forward cooperative diversity systems," *IEEE Transactions on Wireless Communications*, vol. 7, no. 3, pp. 1073–1083, 2008.
- [8] J. Luo, R. S. Blum, L. J. Cimini, L. J. Greenstein, and A. M. Haimovich, "Decode-and-forward cooperative diversity with power allocation in wireless networks," *IEEE Transactions on Wireless Communications*, vol. 6, no. 3, pp. 793–799, 2007.
- [9] K. T. Phan, L. B. Le, S. A. Vorobyov, and T. Le-Ngoc, "Centralized and distributed power allocation in multi-user wireless relay networks," in *Proceedings of the 43rd IEEE International Conference on Communications (ICC '09)*, Dresden, Germany, June 2009.
- [10] T. Nechiporenko, K. T. Phan, C. Tellambura, and H. H. Nguyen, "On the capacity of rayleigh fading cooperative systems under adaptive transmission," *IEEE Transactions on Wireless Communications*, vol. 8, no. 4, pp. 1626–1631, 2009.
- [11] E. Manskani, N. D. Sidiropoulos, Z.-Q. Luo, and L. Tassiulas, "Convex approximation techniques for joint multiuser downlink beamforming and admission control," *IEEE Transactions on Wireless Communications*, vol. 7, no. 7, pp. 2682–2693, 2008.
- [12] K. T. Phan, T. Le-Ngoc, S. A. Vorobyov, and C. Tellambura, "Power allocation in wireless relay networks: a geometric programming-based approach," in *Proceedings of the IEEE Global Telecommunications Conference (GLOBECOM '08)*, pp. 1–5, New Orleans, La, USA, November–December 2008.
- [13] K. T. Phan, T. Le-Ngoc, S. A. Vorobyov, and C. Tellambura, "Power allocation in wireless multi-user relay networks," *IEEE Transactions on Wireless Communications*, vol. 8, no. 5, pp. 2535–2545, 2009.
- [14] S. Boyd and L. Vandenberghe, *Convex Optimization*, Cambridge University Press, Cambridge, UK, 1st edition, 2004.
- [15] F. P. Kelly, A. K. Maulloo, and D. K. H. Tan, "Rate control for communication networks: shadow prices, proportional fairness and stability," *Journal of the Operational Research Society*, vol. 49, no. 3, pp. 237–252, 1998.
- [16] D. P. Bertsekas, *Nonlinear Programming*, Athena Scientific, Belmont, Mass, USA, 2nd edition, 1999.
- [17] D. P. Palomar and M. Chiang, "A tutorial on decomposition methods for network utility maximization," *IEEE Journal on Selected Areas in Communications*, vol. 24, no. 8, pp. 1439–1451, 2006.
- [18] L. Xiao, M. Johansson, and S. P. Boyd, "Simultaneous routing and resource allocation via dual decomposition," *IEEE Transactions on Communications*, vol. 52, no. 7, pp. 1136–1144, 2004.
- [19] S. H. Low and D. E. Lapsley, "Optimization flow control. I. Basic algorithm and convergence," *IEEE/ACM Transactions on Networking*, vol. 7, no. 6, pp. 861–874, 1999.
- [20] M. Grant and S. Boyd, "CVX: Matlab software for disciplined convex programming," February 2008, <http://stanford.edu/~boyd/cvx>.
- [21] R. Jain, A. Durrresi, and G. Babic, "Throughput fairness index: an explanation," Document no. ATM Forum/99-0045, February 1999.